

# EMS Monthly Report for September, 2018

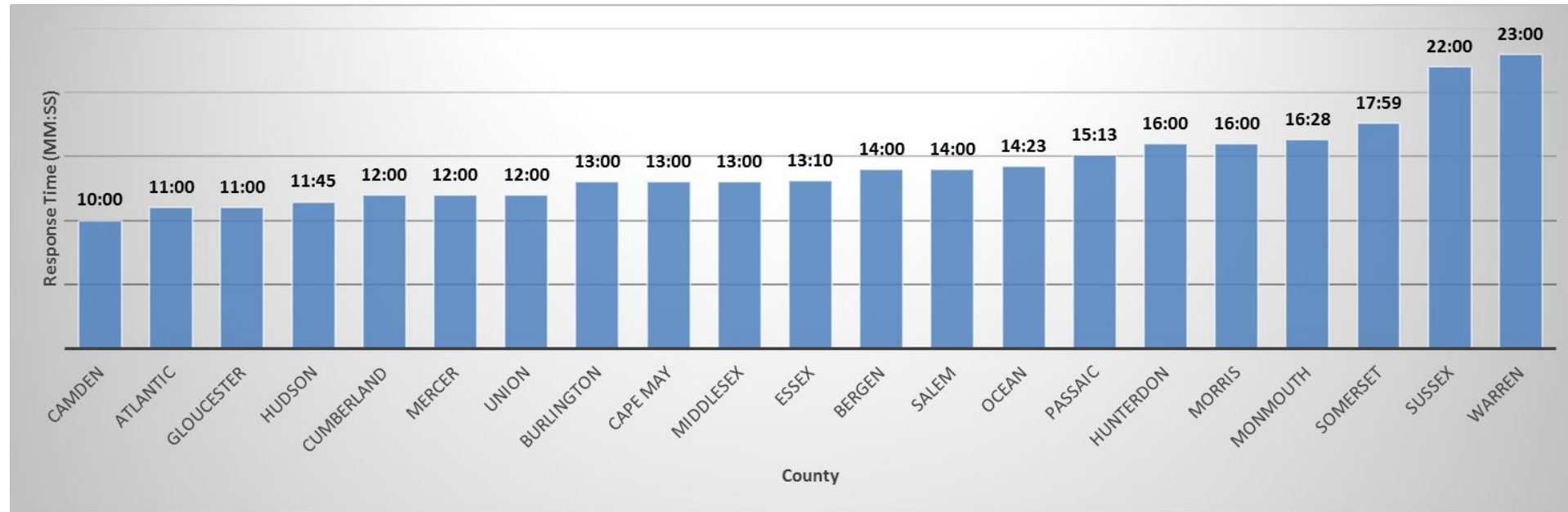
NJ Department of Health

Office of Emergency Medical Services (OEMS)



## All EMS Agency Response Times by County, in Minutes September, 2018

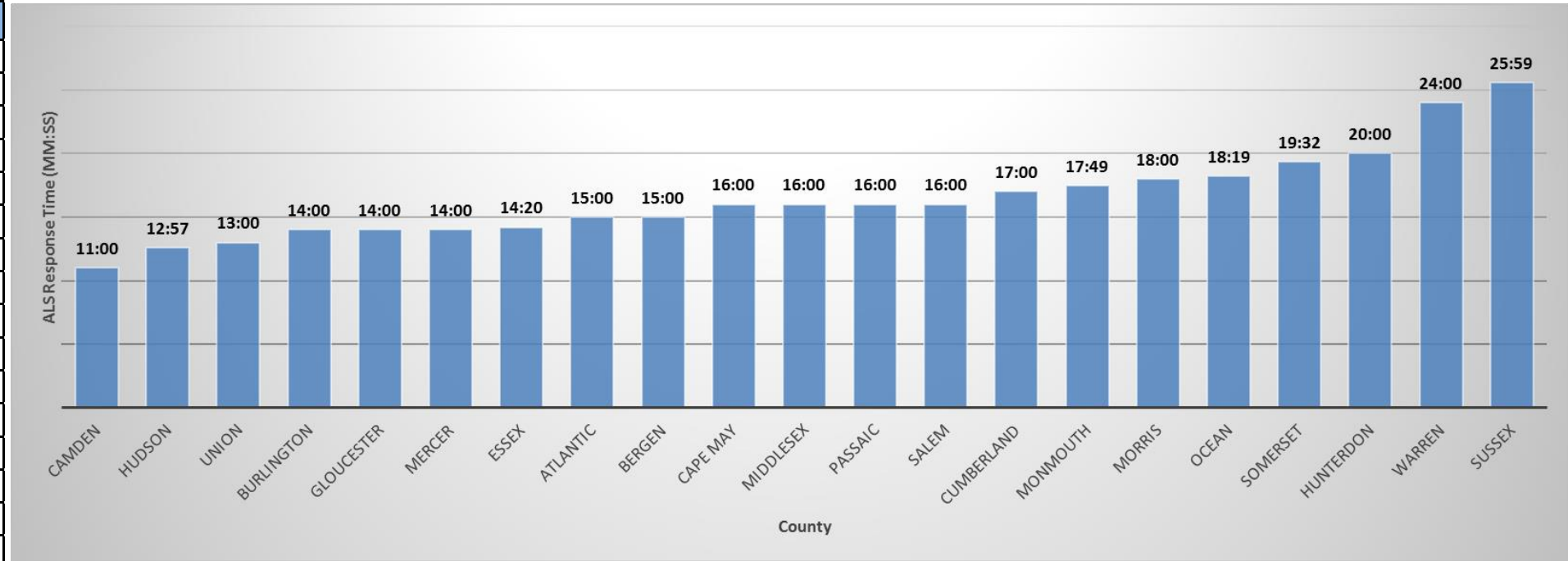
County	90 <sup>th</sup> Percentile	Total calls
Camden	10:00	6,716
Atlantic	11:00	4,360
Gloucester	11:00	2,689
Hudson	11:45	7,299
Cumberland	12:00	2,122
Mercer	12:00	4,529
Union	12:00	3,957
Burlington	13:00	4,267
Cape May	13:00	1,699
Middlesex	13:00	7,430
Essex	13:10	11,148
Bergen	14:00	5,572
Salem	14:00	691
Ocean	14:23	3,731
Passaic	15:13	3,739
Hunterdon	16:00	1,004
Morris	16:00	3,299
Monmouth	16:28	3,729
Somerset	17:59	2,114
Sussex	22:00	1,169
Warren	23:00	1,035
<b>Total Calls</b>		<b>82,299</b>



- Response time is defined as agency dispatch to agency unit arrival on location
- Fractions of a minute were calculated: (fraction of a minute) x 60
- Includes 100% ALS and ~90% BLS statewide data
- 90<sup>th</sup> Percentile represented as MM.SS
- Non-patient type calls are excluded from this report
- Non-emergency patient transports are excluded from this report

## All ALS Agency Response Times by County, in Minutes September, 2018

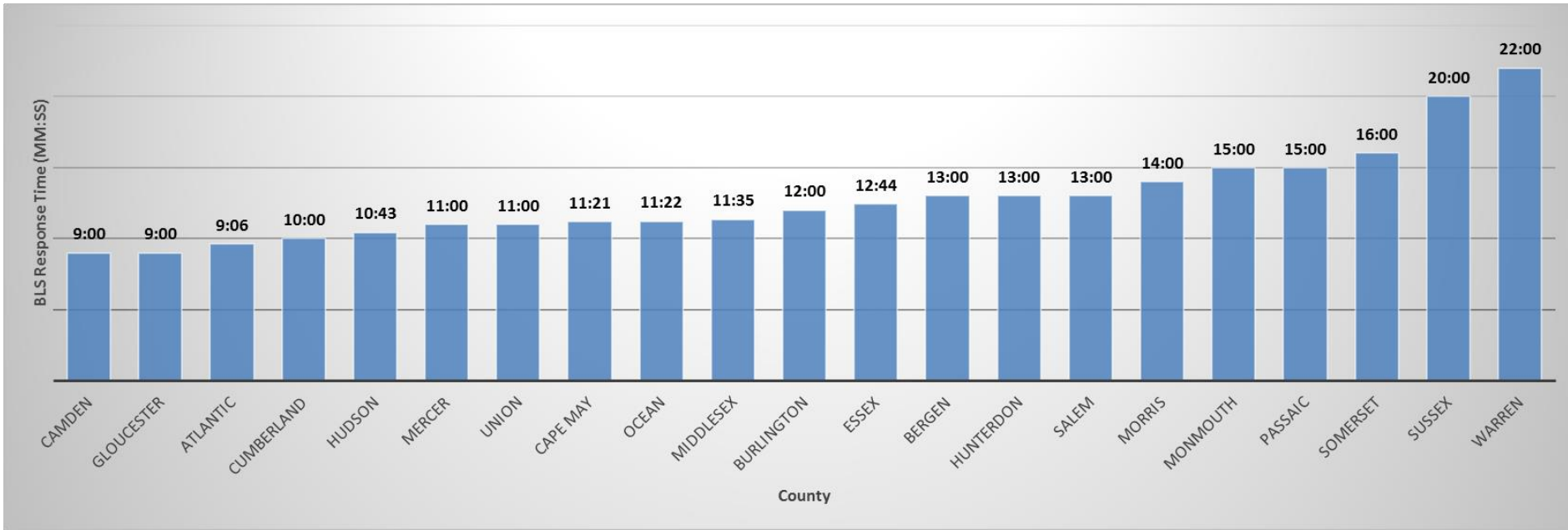
County	90 <sup>th</sup> Percentile	Total ALS calls
Camden	11:00	1,883
Hudson	12:57	2,029
Union	13:00	1,266
Burlington	14:00	1,186
Gloucester	14:00	706
Mercer	14:00	1,229
Essex	14:20	2,326
Atlantic	15:00	916
Bergen	15:00	1,452
Cape May	16:00	370
Middlesex	16:00	1,666
Passaic	16:00	1,367
Salem	16:00	147
Cumberland	17:00	478
Monmouth	17:49	1,058
Morris	18:00	1,076
Ocean	18:19	921
Somerset	19:32	633
Hunterdon	20:00	328
Warren	24:00	373
Sussex	25:59	380
<b>Total ALS calls</b>		<b>21,790</b>



Changes in February, 2018 Report: Response time for ALS and BLS has been added to this report.

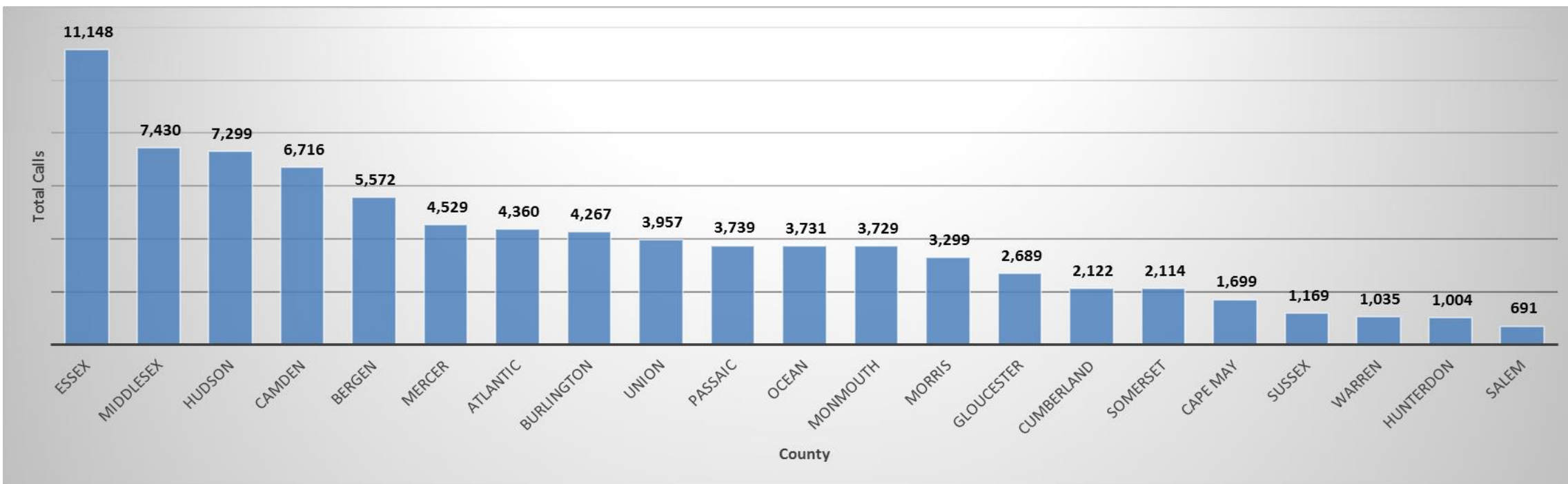
## All BLS Agency Response Times by County, in Minutes September, 2018

County	90 <sup>th</sup> Percentile	Total BLS calls
Camden	9:00	4,832
Gloucester	9:00	1,983
Atlantic	9:06	3,413
Cumberland	10:00	1,640
Hudson	10:43	5,225
Mercer	11:00	3,292
Union	11:00	2,661
Cape May	11:21	1,313
Ocean	11:22	2,804
Middlesex	11:35	5,575
Burlington	12:00	3,080
Essex	12:44	8,788
Bergen	13:00	4,119
Hunterdon	13:00	676
Salem	13:00	540
Morris	14:00	2,223
Monmouth	15:00	2,661
Passaic	15:00	2,372
Somerset	16:00	1,477
Sussex	20:00	788
Warren	22:00	662
<b>Total BLS calls</b>		<b>60,124</b>



Changes in February, 2018 Report: Response time for ALS and BLS has been added to this report.

# Total Calls for EMS by County, September, 2018



County	Essex	Middlesex	Hudson	Camden	Bergen	Mercer	Atlantic	Burlington	Union	Passaic	Ocean
<b>Total calls</b>	11,148	7,430	7,299	6,716	5,572	4,529	4,360	4,267	3,957	3,739	3,731
<b>%Total</b>	13.5%	9.0%	8.9%	8.2%	6.8%	5.5%	5.3%	5.2%	4.8%	4.5%	4.5%

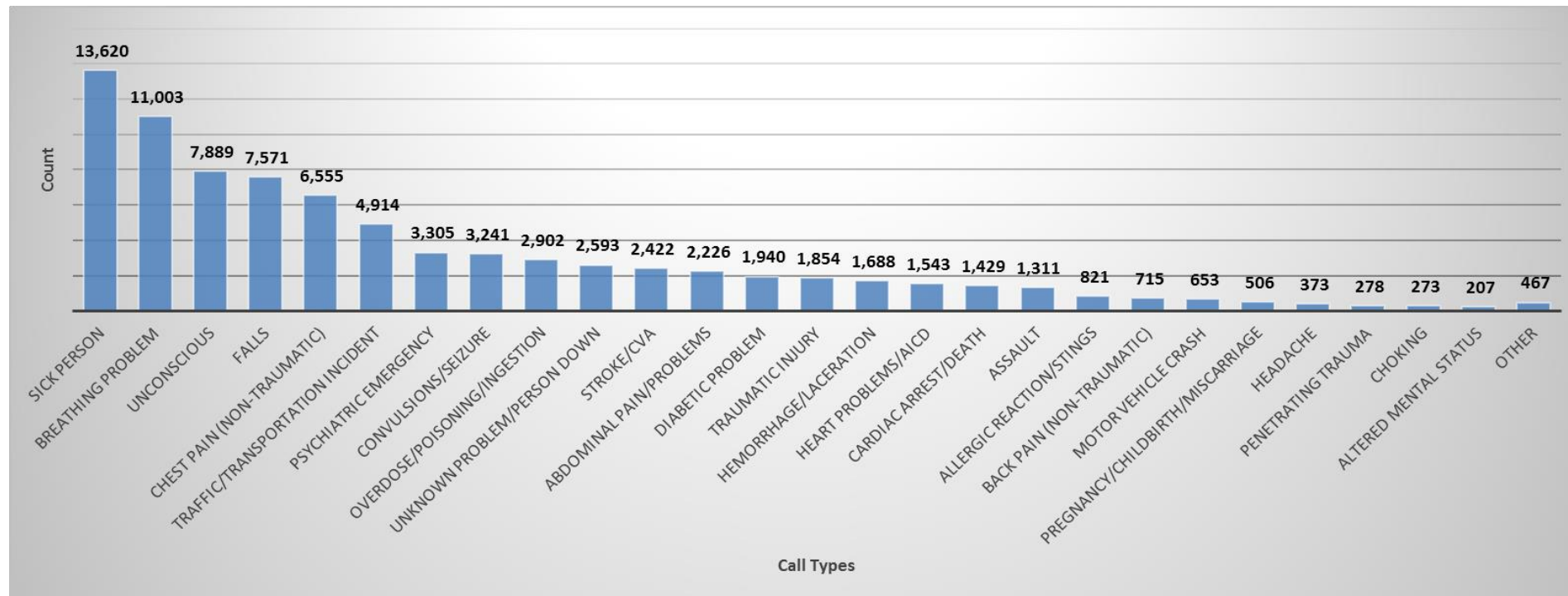
  

County	Monmouth	Morris	Gloucester	Cumberland	Somerset	Cape May	Sussex	Warren	Hunterdon	Salem	Total calls
<b>Total calls</b>	3,729	3,299	2,689	2,122	2,114	1,699	1,169	1,035	1,004	691	82,299
<b>%Total</b>	4.5%	4.0%	3.3%	2.6%	2.6%	2.1%	1.4%	1.3%	1.2%	0.8%	100.0%

- Total call report includes all emergency responses by agencies where a patient encounter occurred and a report was generated
- Includes 100% ALS and ~90% BLS statewide data
- Non-patient type call types are excluded from this report
- Non-emergency patient transports are excluded in this report

# Call Types with More than 100 Reported Incidents Statewide September, 2018

Call Types	Count	Percent
Sick Person	13,620	16.5
Breathing Problem	11,003	13.4
Unconscious	7,889	9.6
Falls	7,571	9.2
Chest Pain (Non-Traumatic)	6,555	8.0
Traffic/Transportation Incident	4,914	6.0
Psychiatric Emergency	3,305	4.0
Convulsions/Seizure	3,241	3.9
Overdose/Poisoning/Ingestion	2,902	3.5
Unknown Problem/Person Down	2,593	3.2
Stroke/CVA	2,422	2.9
Abdominal Pain/Problems	2,226	2.7
Diabetic Problem	1,940	2.4
Traumatic Injury	1,854	2.3
Hemorrhage/Laceration	1,688	2.1
Heart Problems/AICD	1,543	1.9
Cardiac Arrest/Death	1,429	1.7
Assault	1,311	1.6
Allergic Reaction/Stings	821	1.0
Back Pain (Non-Traumatic)	715	0.9
Motor Vehicle Crash	653	0.8
Pregnancy/Childbirth/Miscarriage	506	0.6
Headache	373	0.5
Penetrating Trauma	278	0.3
Choking	273	0.3
Altered Mental Status	207	0.3
Other	467	0.6
<b>Total</b>	<b>82,299</b>	<b>100.0</b>



- The call type is a description of the emergency as designated by the dispatch center. Call type (descriptions) are based on the predefined “national” call types which are and “mapped” by the agency’s specific software.
- Includes 100% ALS and ~90% BLS statewide data
- This report includes call types as reported by the EMS agency
- Non-patient type calls are excluded from this report
- Non-emergency patient transports are excluded in this report
- Some category names have been shortened for brevity

# Top Five Call Types by County, September, 2018

Atlantic		Bergen		Burlington		Camden		Cape May	
Call Type	# Calls	Call Type	# Calls	Call Type	# Calls	Call Type	# Calls	Call Type	# Calls
Sick Person	1,059	Sick Person	1,061	Breathing Problem	566	Sick Person	1,114	Sick Person	300
Breathing Problem	466	Breathing Problem	820	Unconscious	438	Unconscious	1,046	Falls	273
Falls	443	Falls	659	Heart Problems/AICD	408	Breathing Problem	990	Breathing Problem	185
Unconscious	341	Unconscious	430	Falls	401	Chest Pain (Non-Traumatic)	496	Unconscious	164
Chest Pain (Non-Traumatic)	305	Chest Pain (Non-Traumatic)	408	Sick Person	359	Overdose/Poisoning/Ingestion	479	Chest Pain (Non-Traumatic)	144

Cumberland		Essex		Gloucester		Hudson		Hunterdon	
Call Type	# Calls	Call Type	# Calls	Call Type	# Calls	Call Type	# Calls	Call Type	# Calls
Sick Person	501	Sick Person	2,456	Breathing Problem	400	Sick Person	1,331	Breathing Problem	124
Breathing Problem	221	Breathing Problem	1,278	Unconscious	363	Breathing Problem	1,058	Sick Person	110
Chest Pain (Non-Traumatic)	195	Unconscious	813	Chest Pain (Non-Traumatic)	303	Chest Pain (Non-Traumatic)	653	Unconscious	104
Unconscious	170	Traffic/Transportation Incident	783	Falls	296	Unconscious	642	Falls	90
Falls	125	Chest Pain (Non-Traumatic)	707	Sick Person	248	Psychiatric Emergency	459	Chest Pain (Non-Traumatic)	88

Mercer		Middlesex		Monmouth		Morris		Ocean	
Call Type	# Calls	Call Type	# Calls	Call Type	# Calls	Call Type	# Calls	Call Type	# Calls
Sick Person	954	Sick Person	1,092	Breathing Problem	523	Sick Person	552	Breathing Problem	599
Breathing Problem	570	Breathing Problem	902	Falls	475	Breathing Problem	456	Falls	547
Chest Pain (Non-Traumatic)	450	Falls	803	Unconscious	430	Falls	431	Unconscious	343
Falls	384	Unconscious	715	Chest Pain (Non-Traumatic)	258	Unconscious	298	Sick Person	320
Unconscious	373	Chest Pain (Non-Traumatic)	643	Sick Person	246	Chest Pain (Non-Traumatic)	260	Chest Pain (Non-Traumatic)	245

Passaic		Salem		Somerset		Sussex		Union	
Call Type	# Calls	Call Type	# Calls	Call Type	# Calls	Call Type	# Calls	Call Type	# Calls
Sick Person	664	Unknown Problem/Person Down	159	Breathing Problem	316	Breathing Problem	161	Sick Person	709
Breathing Problem	555	Breathing Problem	122	Unconscious	276	Sick Person	159	Breathing Problem	556
Unconscious	337	Chest Pain (Non-Traumatic)	55	Falls	261	Falls	135	Unconscious	360
Chest Pain (Non-Traumatic)	292	Unconscious	49	Sick Person	246	Chest Pain (Non-Traumatic)	104	Chest Pain (Non-Traumatic)	345
Falls	259	Falls	43	Chest Pain (Non-Traumatic)	235	Traffic/Transportation Incident	104	Falls	310

Warren		New Jersey	
Call Type	# Calls	Call Type	# Calls
Chest Pain (Non-Traumatic)	142	Sick Person	13,620
Falls	137	Breathing Problem	11,003
Breathing Problem	135	Unconscious	7,889
Unconscious	116	Falls	7,571
Sick Person	114	Chest Pain (Non-Traumatic)	6,555

*The call type is a description of the emergency as designated by the dispatch center. Call type (descriptions) are based on the predefined "national" call types which are and "mapped" by the agency's specific software. Includes 100% ALS and ~90% BLS statewide data  
 This report includes call types as reported by the EMS agency  
 Non-patient type calls are excluded from this report  
 Non-emergency patient transports are excluded in this report  
 Some category names have been shortened for brevity*

